

FACEBOOK

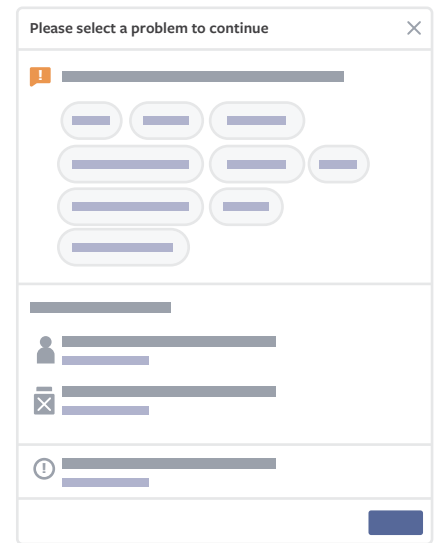

How you can report scams on Facebook services

GUIDANCE FOR AUSTRALIANS



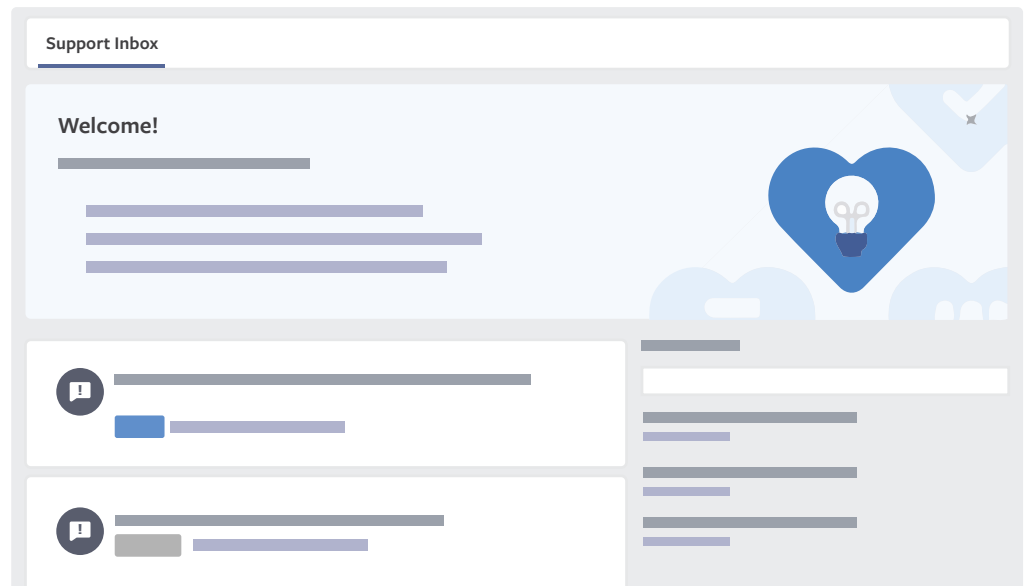
On **Facebook**, you can click on the three dots (...) at the top right of any post, and select 'Find support or report post'.

After that, you can tell us more about why you are reporting, and also access other tools to protect yourself (like blocking a person).



You'll get a response to your report in your support inbox, which is available at facebook.com/support or accessed from the menu within the Facebook app under "Help and Support".

We assess reports against our [Community Standards](#).



If you're ever unsure about how to report something or if you need to provide more context, you can go to facebook.com/report

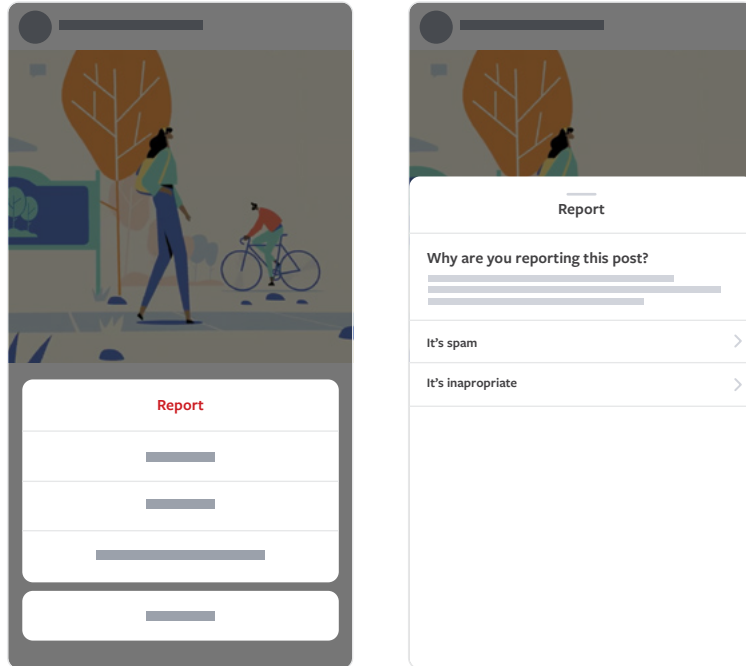
You can report: profiles; posts; posts on your timeline; photos and videos; messages; Pages; Groups; ads; events; fundraisers; questions; comments; items on Marketplace; or messages that you receive from **Messenger**.

If you would like to report something on Facebook and do not have a Facebook account, visit facebook.com/report to report it to us.

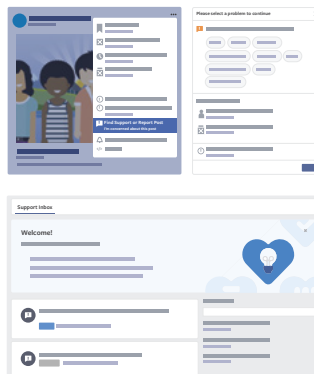
On **Instagram**, you can click on the three dots on the top of any post (...), and select 'Report'.

After that, you can tell us a little more about why you are reporting.



If you can't see the post or would like to provide more context, you can also visit the Instagram Help Centre (help.instagram.com) and follow the prompts to the Privacy and Safety Centre, and then to "Report Something".



On **WhatsApp**, if you receive a message that you would like to report, click on the name of the contact or group, and scroll to the bottom and click 'Report'.



You can send reports to WhatsApp by contacting us from inside the app.

- On Android:
Go to WhatsApp > tap More options  > Settings > Help > Contact us
- On iPhone:
Go to WhatsApp > Settings  > Help > Contact Us